

PRODUCT DATASHEET

SF CIRC 400 V 24W 840 IP44

SURFACE CIRCULAR 400 | Wall and ceiling luminaire with IP44



VALUE
CLASS

Areas of application

- Corridors
- Stairways
- Bathrooms
- Foyers

Product benefits

- Indoor luminaire with high luminous efficacy
- Energy savings of up to 55 % compared to luminaires that use CFL
- Easy and quick installation
- Very homogenous light
- 3 years guarantee

Product features

- Type of protection: IP44 (ceiling mounting), IP20 (wall mounting)
- Impact resistance: IK03
- Metal housing, PMMA cover
- Ambient temperature in operation: -20...+40 °C
- Indoor use only, not suitable for outdoor use

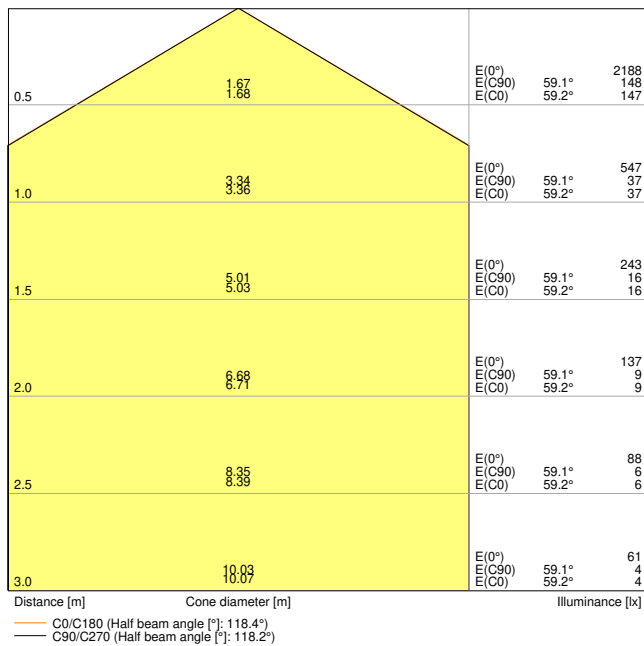
TECHNICAL DATA

Electrical data

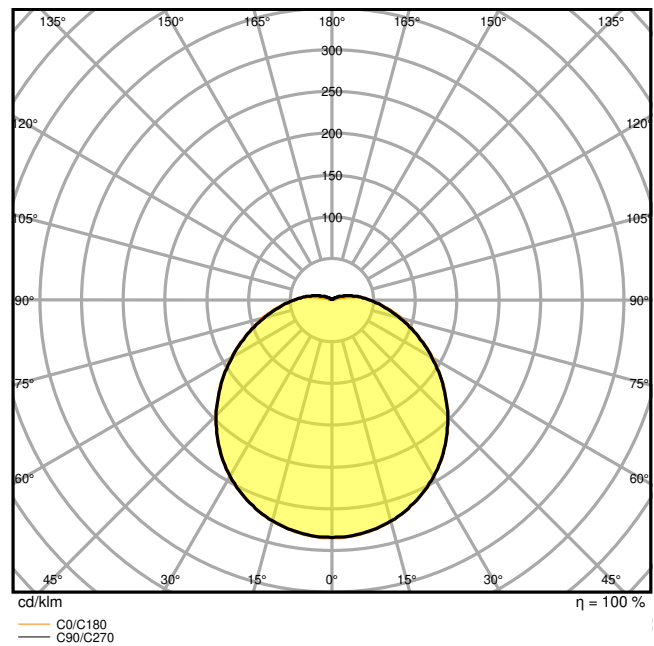
| | |
|---|-----------------------|
| Nominal wattage | 24.00 W |
| Nominal voltage | 220...240 V |
| Mains frequency | 50...60 Hz |
| Nominal current | 115 mA |
| Inrush current | 7.3 A |
| Inrush current time T_{h50} | 360 μ s |
| Max. number of luminaires per miniature circuit breaker B16 | 64 |
| Max. number of luminaires per miniature circuit breaker C10 | 40 |
| Max. number of luminaires per miniature circuit breaker C16 | 64 |
| Power factor λ | > 0.55 |
| Total harmonic distortion | < 120 % |
| Protection class | I |
| Operating mode | Integrated LED driver |

Photometrical data

| | |
|--|----------------------|
| Luminous flux | 1920 lm |
| Luminous efficacy | 80 lm/W |
| Color temperature | 4000 K |
| Light color (designation) | Cool White |
| Color rendering index Ra | > 80 |
| Standard deviation of color matching | < 6 sdc _m |
| Luminous intensity | - |
| Low flicker | Yes |
| Flickering metric (Pst LM) | - |
| Stroboscope effect metric (SVM) | - |
| Photobiological safety group acc. to EN62778 | RG0 |
| Photobiological safety group acc. to EN62471 | RG0 |
| Beam angle | 120 ° |



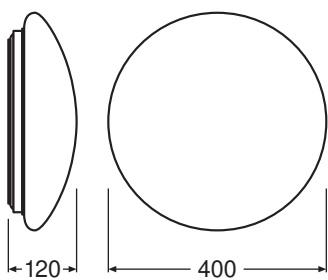
SF CIRC 400 V 24W 840 IP44



SF CIRC 400 V 24W 840 IP44

Dimensions & Weight

| | |
|----------------|-----------|
| Diameter | 400.00 mm |
| Height | 120.00 mm |
| Product weight | 750.00 g |



707544_LEDVANCE Surface
Circular LED 400 Sensor

Materials & Colors

| | |
|---------------------------------|-------------------------------|
| Product color | White |
| Housing color | White |
| Body material | Steel |
| Cover material | Polymethylmethacrylate (PMMA) |
| Light emitting surface material | PMMA |

| | |
|--|--------|
| Glow Wire Test according to IEC 60695-2-12 | 650 °C |
| Mercury content | 0.0 mg |

Application & Mounting

| | |
|--|--------------------|
| Ambient temperature range | -20...+40 °C |
| Temperature range at storage | -20...+80 °C |
| Type of connection | Terminal, 3-pin |
| Type of protection | IP44 ¹⁾ |
| Protection class IK (shock resistance) | IK03 |
| Dimmable | No |
| Mounting type | Surface |
| Mounting location | Ceiling / Wall |
| Application environment | Indoor |
| Replaceable light source (EPREL) | Not replaceable |
| With light source | Yes |

¹⁾ Type of protection: IP44 (ceiling mounting), IP20 (wall mounting)

Lifespan

| | |
|----------------------------|-----------------------|
| Lifespan L70/B50 at 25 °C | 30000 h ¹⁾ |
| Lifespan L80/B10 at 25 °C | 22000 h ¹⁾ |
| Lifespan L80/B50 at 25 °C | 22000 h |
| Lifespan L90/B10 at 25 °C | 15000 h |
| Number of switching cycles | 50000 |

¹⁾ t[h]: L70 / B50 @ 25 °C (Ta), t[h]: L80 / B10 @ 25 °C (Ta), t[h]: L90 / B10 @ 25 °C (Ta)

Control gear

| | |
|----------------|--------|
| Output current | 250 mA |
|----------------|--------|

Certificates & Standards

| | |
|--|-------------------------------|
| Standards | CE / CB / TÜV SÜD / EAC / EPD |
| Luminaire with limited surface temperature, "D sign" | No |
| Ball shot safe | No |
| EPD | LEDV-00010-V01.01-EN |

















EQUIPMENT / ACCESSORIES


– Replacement cover optional available


Safety advice

- All electrical connections must be made by a qualified person.
- Caution, risk of electric shock.
- Product in protection class I. All electrically conductive, metallic housing parts that can absorb voltage during operation or during maintenance in the event of a fault must be continuously connected to the protective earthing conductor.

DOWNLOAD DATA

| Documents and certificates | | Document name |
|--|--|------------------------------------|
|  | User Instruction / Safety Instructions | SURFACE CIRCULAR SENSOR |
|  | Legal information | LS Insert SF Circular |
|  | Legal information | LS Insert SF Circular |
|  | Legal information | Legal insert |
|  | Legal information | Informationstext 18 Abs 4 ElektroG |
|  | Declarations of conformity | CE Declaration SF CIRC |
|  | Declarations Of Conformity UKCA | SF CIRC IP44 |
|  | Declarations Of Conformity UKCA | SF CIRC |
| Photometric and lighting design files | | Document name |
|  | IES file (IES) | SF CIRC 400 V 24W 840 IP44 |
|  | LDT file (Eulumdat) | SF CIRC 400 V 24W 840 IP44 |
|  | ULD file (DIALux) | SF CIRC 400 V 24W 840 IP44 |
|  | ROLF file (RELUX) | SF CIRC 400 V 24W 840 |
|  | UGR file (UGR table) | SF CIRC 400 V 24W 840 IP44 |
|  | LDC typ cone | SF CIRC 400 V 24W 840 IP44 |
|  | LDC typ polar | SF CIRC 400 V 24W 840 IP44 |
| CAD/BIM files | | Document name |
|  | BIM_Revit_3D | SURFACE CIRCULAR |

| CAD/BIM files | | Document name |
|--|-------------|---------------|
|  | CAD_STEP_3D | SF CIRC 400 |

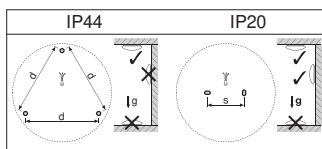
| Tender texts | | Document name |
|--|------------------|--------------------------------------|
|  | Tender documents | SURFACE CIRCULAR 400 24W 840 IP44-EN |

LOGISTICAL DATA

| Product code | Packaging unit (Pieces/Unit) | Dimensions (length x width x height) | Gross weight | Volume |
|---------------|------------------------------|--------------------------------------|--------------|------------------------|
| 4058075618046 | Folding box 1 | 130 mm x 440 mm x 440 mm | 912.00 g | 25.17 dm ³ |
| 4058075618053 | Shipping box 5 | 665 mm x 455 mm x 460 mm | 5866.00 g | 139.18 dm ³ |

The mentioned product code describes the smallest quantity unit which can be ordered. One shipping unit can contain one or more single products. When placing an order, for the quantity please enter single or multiples of a shipping unit.

ADDITIONAL CATALOG INFORMATION



References / Links

– For Guarantee see www.ledvance.com/guarantee

DISCLAIMER

Subject to change without notice. Errors and omission excepted. Always make sure to use the most recent release.