

PRODUCT DATASHEET

LED VALUE CLAS B 5.5 W/6500K E14

LED VALUE CLASSIC B | LED lamps, classic mini-candle shape



AREAS OF APPLICATION

- General illumination
- Domestic applications
- Chandeliers
- Outdoor use in outdoor luminaires only (minimum IP65)

PRODUCT BENEFITS

- Very low energy consumption
- Simple direct replacement for conventional incandescent lamps
- Instant 100 % light, no warm-up time

PRODUCT FEATURES

- LED alternative to conventional lamps
- Lifetime: up to 10,000 h
- Not dimmable
- Good color rendering ($R_a \geq 80$) and color stability throughout the life of the lamp



TECHNICAL DATA

Electrical data

Rated wattage	5.50 W
Nominal wattage	5.50 W
Nominal voltage	220...240 V
Max. lamp no. on circuit break. 10 A (B)	210
Max. lamp no. on circuit break. 16 A (B)	320
Operating frequency	50...60 Hz
Power factor λ	> 0.50
Claimed equiv. conventional lamp power	40 W

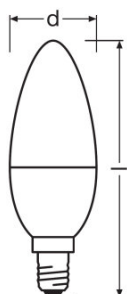
Photometrical data

Rated luminous flux	470 lm
Lumen main.fact.at end of nom.life time	0.70
Light color (designation)	Cool Daylight
Color temperature	6500 K
Luminous flux	470 lm
Color rendering index Ra	≥ 80
Standard deviation of color matching	≤ 6 sdc _m
Nominal luminous flux	470 lm
Rated color temperature	6500 K
Color rendering index Ra	≥ 80

Light technical data

Warm-up time (60 %)	< 0.50 s
Starting time	< 0.5 s

Dimensions & weight



Overall length	99.0 mm
----------------	---------

Diameter	37.0 mm
Outer bulb	B37
Length	99.0 mm

Temperatures & operating conditions

Ambient temperature range	-20...+40 °C
Maximum temperature at tc test point	100 °C

Lifespan

Nominal lamp life time	10000 h
Rated lamp life time	15000 h
Number of switching cycles	100000
Lumen maintenance at end of service life	0.70

Additional product data

Base (standard designation)	E14
Mercury-free	Yes
Design / version	frosted
Show WEEE picto	Yes
Product remark	All technical parameters apply to the entire lamp/Due to the complex production process for light-emitting diodes, the typical values shown for the technical LED parameters are purely statistical values that do not necessarily match the actual technical parameters of each individual product, which can vary from the typical value
Mercury content	0.0 mg

Capabilities

Dimmable	No
-----------------	----

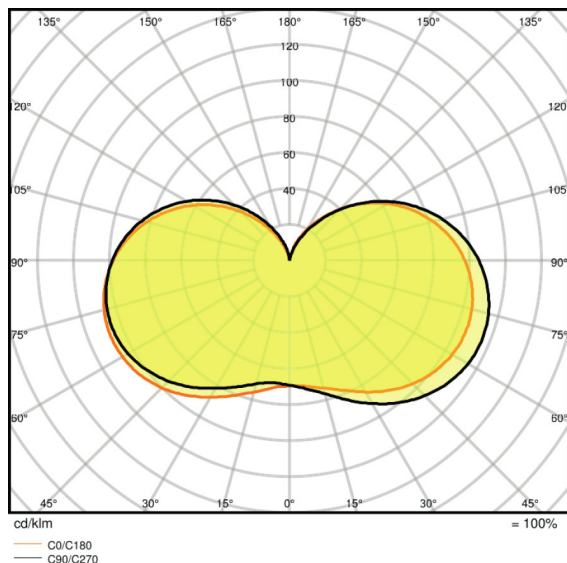
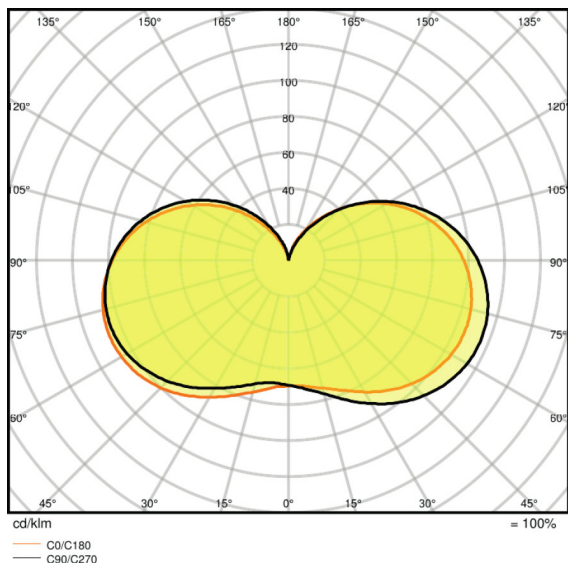
Certificates & standards

Energy efficiency class	A+
Energy consumption	6 kWh/1000h

Country-specific categorizations

Order reference	VALUECLB40 5,5W
------------------------	-----------------

Light Distribution



LDC typ polar

LDC typ polar

LOGISTICAL DATA

Product code	Packaging unit (Pieces/Unit)	Dimensions (length x width x height)	Gross weight	Volume
4052899971066	Folding carton box 1	38 mm x 38 mm x 108 mm	28.00 g	0.16 dm ³
4052899971158	Shipping carton box 10	198 mm x 84 mm x 119 mm	341.00 g	1.98 dm ³

The mentioned product code describes the smallest quantity unit which can be ordered. One shipping unit can contain one or more single products. When placing an order, for the quantity please enter single or multiples of a shipping unit.

DISCLAIMER

Subject to change without notice. Errors and omission excepted. Always make sure to use the most recent release.